



● **Model: MPE-138C**

Powered by CUMMINS



● **Generator Specification**

| Service | PRP(1) | ESP(2) |
|---------------------------------|----------|--------|
| Power (kVA) | 125 | 138 |
| Power (kW) | 100 | 110.4 |
| Rated speed (r.p.m) | 1500 | |
| Standard voltage (V) | 400/230V | |
| Rated at power factor (cos phi) | 0.8 | |

(1) PRP (Prime Power):

According to ISO8528-1, prime power is available continuously during the period of power outage in a variable load application. Variable load should not exceed a 70% average of the prime power rating during any 24 hour period. A 10% overload capability is available for a period of 1 hour within a 12 hour period of operation.

(2) ESP (Standby Power):

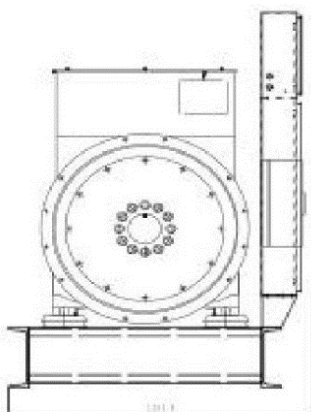
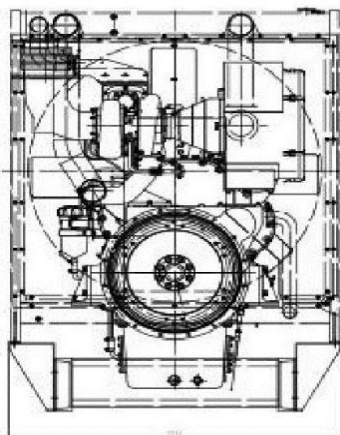
According to ISO 8528-1, standby power is applicable for supplying emergency power for the duration of a utility power interruption. No overload, utility parallel or negotiated outage operation capability is available at this rating.

Standard reference Conditions

Note: Standard reference condition 25°C (77°F) air inlet temp, 100m(328ft) A.S.L 30% relative humidity. Fuel consumption dat with diesel fuel with specific gravity of 0.85 and conforming to BS 2869: 1998. Class A2

Quality Standards

To BS4999/5000 pt 99, VDE 0530, UTE5100, NEMA MG1-22, CEMA, IEC 34, CSA A22.2, AS1359, BS5514, ISO 3046, ISO 8528, ISO9001, ISO14001, CE Compliance

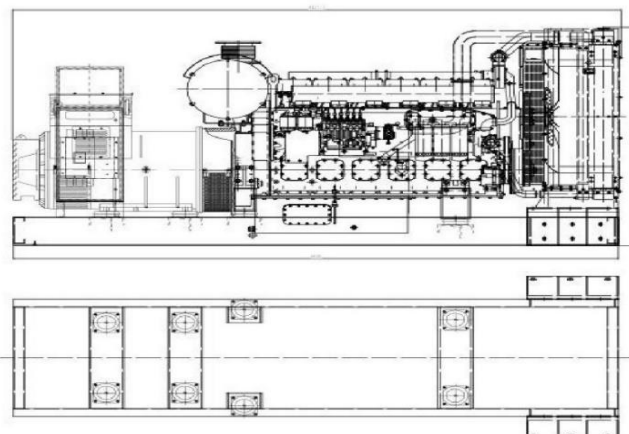



Performance Data

| | | |
|------------------------|--------------------|------|
| Model | MPE-138C | |
| Speed control type | Electronic | |
| Phase | 3 | |
| Control system | Digital | |
| Starter motor voltage | 12/24V | |
| Frequency | 50HZ | |
| Engine speed | 1500 | |
| Fuel Consumption (L/H) | 100% standby power | 34.0 |
| | 100% prime power | 30.0 |
| | 75% prime power | 23.0 |
| | 50% prime power | 16.0 |

Dimension and Weight

| Dimension | Open | Silent |
|-------------------|------|--------|
| Length (L) mm | 2220 | 3200 |
| Width (W) mm | 980 | 1080 |
| Height (H) mm | 1550 | 2100 |
| Net Weight (Kg) | 1240 | 1800 |
| Gross Weight (Kg) | 1240 | 1800 |



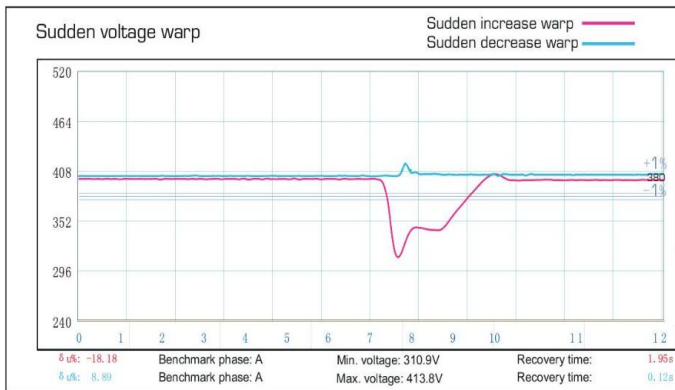


• **Specification:**

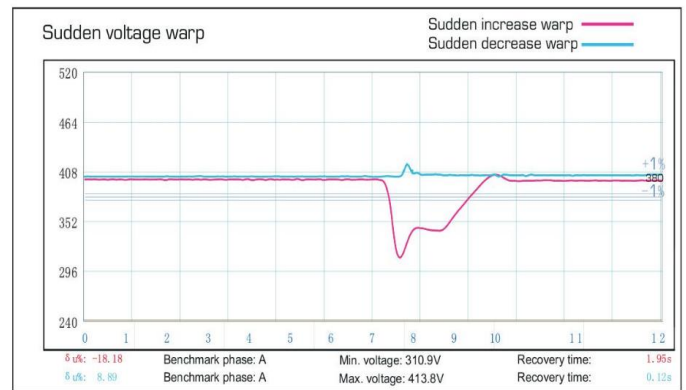
| Engine | |
|----------------------|-------------------------------------|
| Engine manufacturer | CUMMINS |
| Engine model | 6BTAA5.9-G2 |
| No. of cylinders | 6 |
| Cylinder arrangement | L |
| Cycle | 4 stroke |
| Air intake way | Turbocharged & Charge air cooled |
| Compression ratio | 17.3:1 |
| Bore | 102 mm |
| Stroke | 120 mm |
| Displacement | 5.9 L |
| Governor Type | Electronic |
| Starting system | Electric starting with cell starter |

| Alternator | |
|--------------------------------|---------------------------|
| Alternator manufacturer | STAMFORD |
| Alternator model | UCI274ES |
| Number of phase | 3 |
| Power factor (Cos Phi) | 0.8 |
| Poles | 4 |
| Winding Connections (standard) | Star-serie |
| Terminals | 12 |
| Insulation type | H class |
| Winding Pitch | 2/3 |
| IP Rating | IP23 |
| Excitation system | Brushless self-excitation |
| Bearing | Single bearing |
| Voltage regulator | A.V.R |
| Couping | Flexible disc |

Emergency voltage curve



Emergency frequency curve




• **Options**

| Engine | Alternator | Generator Sets | Fuel System |
|--|--|--|---|
| <ul style="list-style-type: none"> Water Jacket Pre-heater Fuel heater | <ul style="list-style-type: none"> Winding Temp measuring Instrument Alternator Pre-heater PMG Anti-damp and anti-corrosion treatment Anti-condensation heater Winding and bearing RTD | <ul style="list-style-type: none"> Tools with the machine Extended range fuel tank Bunded fuel tank | <ul style="list-style-type: none"> Low fuel level alarm Automatic fuel feeding system Fuel T-valves |
| Canopy | Lub oil system | Cooling System | Control Panel |
| <ul style="list-style-type: none"> Rental type Canopy Trailer | <ul style="list-style-type: none"> Oil Pre-heater Oil temp sensor | <ul style="list-style-type: none"> Front heat protection | <ul style="list-style-type: none"> Remote control panel ATS Synchronizing controller Adjustable earth leakage relay |



MINH PHU ELECTRIC

IN POWER WE TRUST



• Control Panel

Configuration

- Emergency stop button
- Protection MCB
- Battery charger
- Integrated aviation plug
- ATS connection
- Digital control module

Features

- 3 phase generator set monitoring
- Support of engines equipped with electronic control unit
- Comprehensive diagnostic message
- Automatic or manual start/stop of the gensets
- Push buttons for simple control, lamp test
- Graphic back-lit LCD display
- Parameters adjustable via keyboard or PC
- Mains measurements (50HZ/60HZ)
- Generator measurements (50HZ/60HZ)
- Comprehensive shutdown or warning on fault condition
- 3 phase Generator protections
 - Over-/under voltage
 - Over-/under frequency
 - Current/voltage asymmetry
 - Over current/overload
- 3 phase AMF function
 - Over-/under frequency
 - Over-/under voltage
 - Voltage asymmetry
- Configurable analog inputs
- Battery voltage, engine speed (pick-up) measurement
- Configurable programmable binary inputs and outputs
- Warm-up and cooling functions
- Generator C.B. and Mains C.B. control with feedback and return timer
- RS232 interface
- Modem communication support
- Hours counter
- Sealed to Ip65
- Event log

Benefits

- Less wiring and components
- Integrated solution
- Less engineering and programming
- User friendly set-up and button layout
- Module can be configured to suit individual applications
- PC software for simplified configuration
- Wide range of communication capabilities

Operation conditions

- Operation temp: -20 °C to + 70 °C
- Storage temp: -30 °C to + 80 °C
- Operating humidity: 95% w/o condensation
- Vibration: 5-25Hz, ±1.6 mm
5-100Hz, a= 4g
- Shocks: a= 500m/s²

Options

- Ethernet interface (Remote monitoring and control)
- GSM modem/wireless internet (Remote monitoring and control)
- RS232-RS485 Dual port interface
- Synchronizing control panel
- Distribution board with sockets kit and power busbar
- Battery trickle charge ammeter
- Earth leakage protection
- Earth fault protection
- Low fuel level alarm
- Low fuel level shutdown
- High fuel level alarm
- Fuel transfer system control
- Low coolant level shutdown
- High lube oil temp shutdown
- Overload via alarm switch on breaker
- Engine coolant heater controls
- Control panel heater
- Speed adjust switch
- Oil temp displayed on LCD screen
- Additional 8 inputs and outputs



MINH PHU ELECTRIC

mayphatdienmp.com/ codiencongnghiep.com.vn

info@minhphu.org

Distributed by